

WATERSNAKE MOTOR TECHNOLOGY

Watersnake 'SSC' Composite Shaft

The Watersnake SSC Composite Shaft is lightweight yet incredibly strong. Our shaft provides flexibility when needed most and will never corrode.




Watersnake Scissor Mount

Made from aluminium and fitted with stainless steel hardware. Features a hinged cover for easy removal of motor, easy to stow and deploy and mounting the Watersnake Scissor Mount on your boat is a breeze!

Watersnake Anti Impact Shaft Protector

If your motor hits an underwater obstacle, this rubber coated spherical shaped aluminium ball will buffer impact from any direction up to 15 degrees. Another feature of the Anti Impact Protector is that after impact the shaft will return to a vertical position automatically.



Remote Control

Move around the boat while staying in control with a touch of your finger.



Watersnake Weedless Propeller

Watersnake weedless propellers are designed to chew through the heaviest of underwater grasses and provide speed and efficiency in the water.



Watersnake Electric Foot Control

A waterproof foot control unit that is precise in function yet simple and trouble free to use. With left or right steering control, on/off switch, dial speed control, and momentary control.

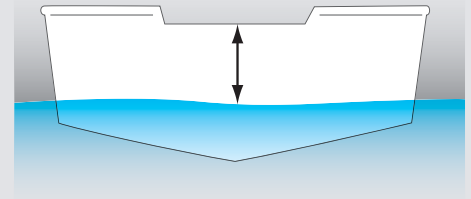
MOTOR SELECTION GUIDE

WATERSNAKE SHAFT LENGTH GUIDE

With your boat in water, measure the distance from the mounting surface of the transom or bow to the water level. The guide shown right will assist you to find the shaft length that best suits your boat.

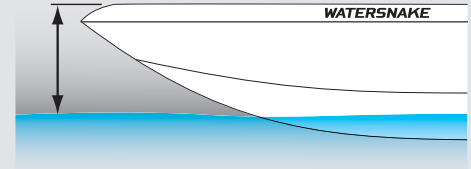
Transom Mount to Water Level	Suggested Shaft Length
Up to 10"	30"
10" to 14"	36"
14" to 20"	42"
20" to 22"	48"
22" to 24"	54"

Transom Mount Measurement



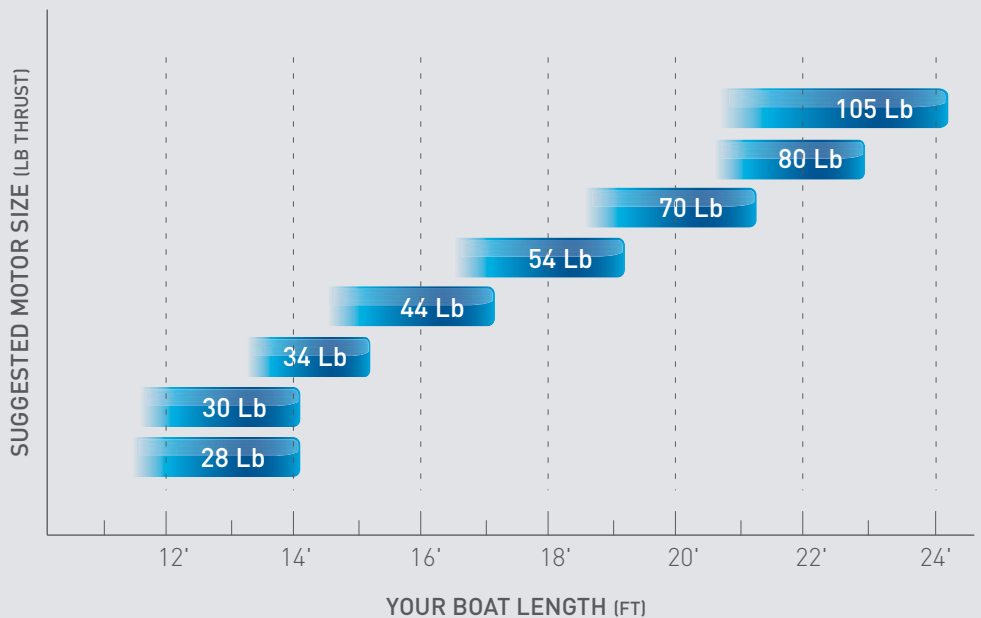
Bow Mount to Water Level	Suggested Shaft Length
14" to 20"	42"
20" to 26"	48"
26" to 32"	54"
32" to 36"	60"

Bow Mount Measurement



WATERSNAKE MOTOR SIZE GUIDE

The graph shown right is a general guide only. Always speak with your dealer regarding the size of motor that is most appropriate for your boat.



WATERSNAKE CARE & MAINTENANCE

To ensure you experience years of trouble free use from your Watersnake motor we strongly suggest that after each day's fishing that you rinse your motor to move any saltwater deposits. Also check the propeller is free from weed or old fishing line and use the propeller nut

spanner provided with your motor to ensure the prop nut is always tightened. If you experience any problems please contact your closest service centre or contact the original place of purchase.